


FLOAT



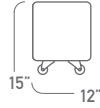
FLOAT

TREAD COLLECTION

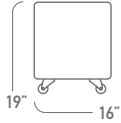
CUBE STOOL

Translucent cast-rubber stool shown with 360° swiveling wheels. Also available with semi-circular rubber stops.

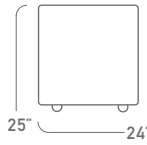
MEDIUM
12" x 12" x 15"



LARGE
16" x 16" x 19"



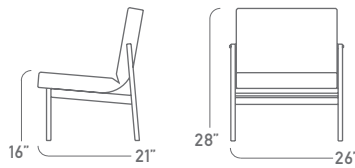
EXTRA LARGE
24" x 24" x 25"
(only available with rubber stops)



LOUNGE CHAIR

Translucent cast-rubber chair with interior foam seat cushion a glass-beaded steel frame.

26" x 21" x 28"



FINISHES

Translucent rubber for CUBE STOOL and LOUNGE CHAIR available in colors seen at right.

Wheels for CUBE STOOL available in colors seen at right. Semicircular rubber feet for CUBE STOOL available in same colors as rubber.

Please inquire about custom colors, finish options, or to obtain material samples.

PURPLE

ORANGE

GREEN

BLUE

AMBER

SMOKE

RED



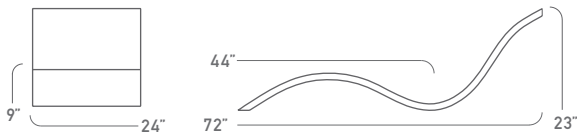
FLOAT

WAVE COLLECTION

WAVE CHAISE

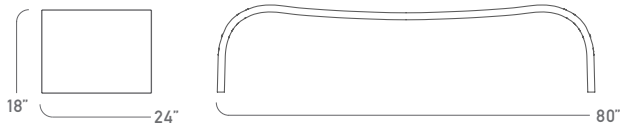
The WAVE COLLECTION is made of cast-fiberglass with a gel-coat color or wood veneer finish.

72" x 24" x 23"



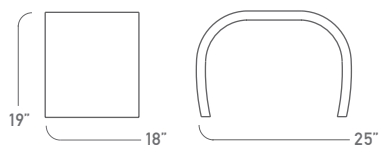
WAVE BENCH

80" x 24" x 18"



WAVE STOOL

25" x 18" x 19"



FLOAT

WAVE COLLECTION

GEL-COAT FINISH

The gel-coat finish is a marine-grade finish that is suitable for indoor and outdoor use. The gel-coat withstands both the direct UV sunlight as well as a range of summer and winter temperatures. Please inquire for further care instructions.

Colors are not limited to those shown. Please inquire about custom colors.

RED

ORANGE

SAND

BUTTERMILK

KEY LIME

TEAL

GLACIER BLUE

PLATINUM

WHITE

BLACK



WOOD VENEER FINISH

Wood veneers are a custom finish. Selection is not limited to those shown and veneers may be stained to different intensities. Veneered pieces are suitable for indoor use only.

BAMBOO

TEAK

WENGE

ZEBRAWOOD

LACEWOOD



FLOAT

MORNING GLASS COLLECTION

DINING TABLE

Fabricated from 1/2" or 3/4" optically-clear glass and fused with a high-heat laminate. All pieces are custom drawn.

84" x 48" x 29"



COFFEE TABLE

48" x 30" x 15"



CREDENZA

72" x 24" x 16"



FLOAT

MORNING GLASS COLLECTION

NIGHTSTAND

24" x 20" x 12"



CUSTOM DESIGNS

The MORNING GLASS COLLECTION is fabricated from 1/2" or 3/4" optically-clear glass which casts slivers of color and light when struck by sunlight. It is fused with a high-heat laminate. Selection is not limited to pieces shown.

All designs are custom-drawn prior to pricing and fabrication. Please inquire about modifying pieces shown as well as creating new pieces.



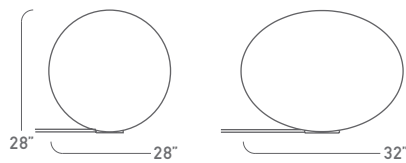
FLOAT

CURRENT COLLECTION

MOON FLOOR LAMP

Translucent cast-fiberglass/resin lamp with nickel-plated convex base, translucent cord, and dimmer switch plate.

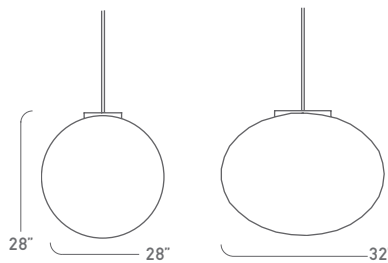
32" x 28" x 28"



MOON PENDANT LAMP

Translucent cast-fiberglass/resin lamp with nickel-plated mounting hardware, 1/16" steel aircraft cable, and translucent cord.

32" x 28" x 28"



FINISHES

MOON FLOOR and PENDANT lamps are available in colors seen at right.

Please inquire about custom colors, finish options, or to obtain material samples.

Lamp may be outfitted for safe outdoor use upon request. Components are UL-rated. Uses 100- or 150-watt G40 globe light bulb.

CREAM

OCHRE

AMBER

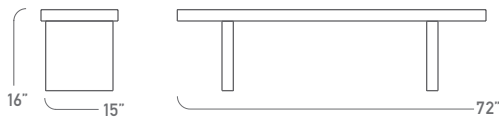
NEPTUNE

FLOAT

ROOTS COLLECTION

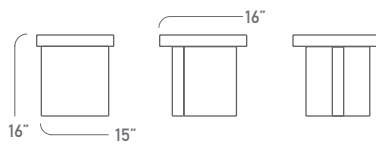
ROOTS BENCH

72" x 15" x 16"



ROOTS STOOL

16" x 15" x 16"



FINISHES

The ROOTS COLLECTION is made of solid wenge or solid recycled pine, fused with simple Japanese-style joinery. Recycled pine may be stained to different intensities.

Please inquire about creating a piece with a custom wood selection, a custom form and / or dimensions.

WENGE

DARK RECYCLED PINE

LIGHT RECYCLED PINE